



Speech Newsletter



Gengras Center

Ms. Hansen

November/December 2016

Help your child succeed when asking questions by gaining his or her attention and looking around to see if there is visuals in the environment that might provide a hint or an answer. If you have ever thought about food and then opened the fridge door to give yourself visuals to answer, "What do I want to eat?" then you have used this strategy. It works well for everyone! Waiters and waitresses will sometimes come around with a dessert tray to provide visuals. Many food items come with glossy photos of options for meals and even have pictures in the cooking directions.

People channel surf to "see" what is on TV before selecting a show to watch. Catalogs and magazines come with words and photos. These are everyday strategies that are mainstream and will help our students to be successful. Photos and pictures are everywhere.

Wh-Questions

Who – person or animal

What - thing

Where - place:

in space, on your body,

in the community

When - time: on a clock,

of day, season, condition

Being able to answer and ask these questions is so

important to everyday communication!




Weekly Words

Week of 11/28/16: December, weather, cashier, on, jacket

Week of 12/5/16: shopping, mall, walk, enter, stranger


Week of 12/12/16: holiday, stairs/escalator, wallet, buy, gift

Week of 12/19/16: Review Holiday Words






eat



farm



wash



fruit tree



pick



fall



yard



rake



leaves



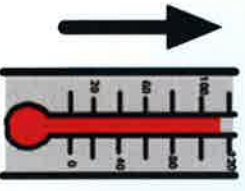
down



grocery store



Thanksgiving



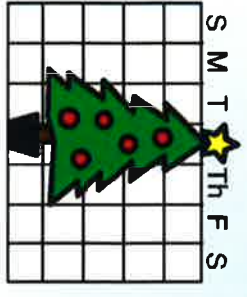
hot



turkey



share



December



cashier



weather



jacket



put on