
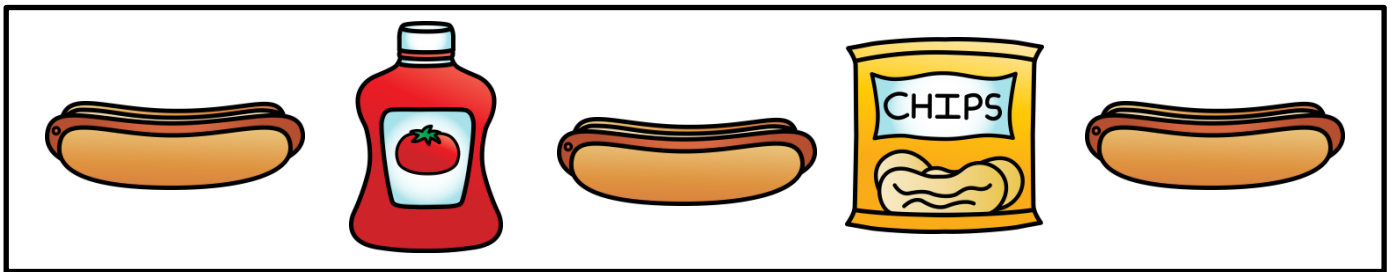


1. Point to all but one hotdog in the top row.
2. In the first row, point to the hotdogs separated by ketchup.
3. In the first row, point to the pictures that are not a hotdog.
4. In the second row, point to the first bottle of ketchup and the second bag of chips.
5. In the second row, point to the bottles of ketchup then the hotdog.
6. In the last row, point to the hotdogs separated by chips.
7. In the last row, point to the hotdogs separated by ketchup.
8. In the last row, point to the third hotdog.
9. In the last row, point to the chips, the ketchup, then a hotdog.
10. Point to all the hotdogs in the bottom row.

Following Directions – Variety of Concepts

Tabletop Therapy View

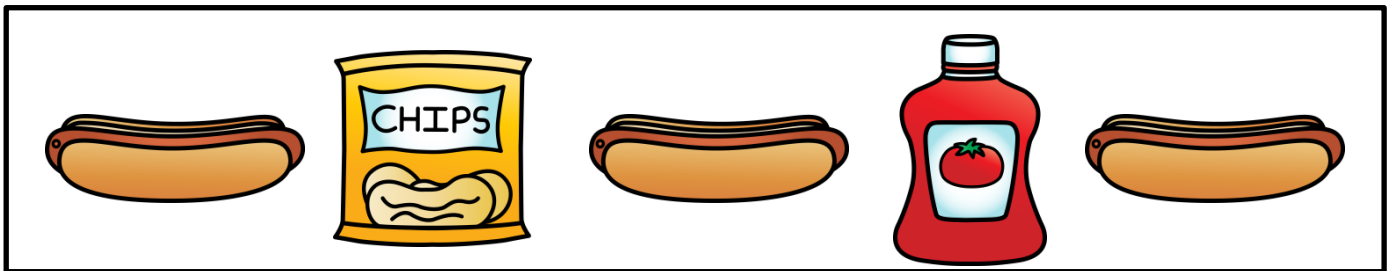



Clip Art:

Following Directions – Variety of Concepts Teletherapy View

1. Point to all but one hotdog in the top row.
2. In the first row, point to the hotdogs separated by ketchup.
3. In the first row, point to the pictures that are not a hotdog.
4. In the second row, point to the first bottle of ketchup and the second bag of chips.
5. In the second row, point to the bottles of ketchup then the hotdog.
6. In the last row, point to the hotdogs separated by chips.
7. In the last row, point to the hotdogs separated by ketchup.
8. In the last row, point to the third hotdog.
9. In the last row, point to the chips, the ketchup, then a hotdog.
10. Point to all the hotdogs in the bottom row.

©DESpeechie



Clip Art:

www.teacherspayteachers.com/Store/Whimsy-Clips