

**WEEK OF 5/4/2020**  
**THE GENGRAS CENTER**  
**C110**

Teacher-Arynn Rosenstein  
[arosenstein@usj.edu](mailto:arosenstein@usj.edu)

# UPDATES



Hello! Happy May 😊

Continue to send picture updates, I love to see what you are all up to! I will be adding our class pictures to the end of our PowerPoints so all of our friends can see what we are up to as well.

Our weekly C110 Video chats will continue to be on Mondays from 10:30 am-11:45 am. This week is going to be working on social skills by taking turns and asking our friends questions, and then will finish with a game of Disney Villains Bingo!

I will be continuously checking my emails, do not hesitate to reach out with any questions.

Let's check in: How are you feeling?

# MORNING MEETING

**ZONES**

Check In



## Blue Zone

sad  
sick  
tired  
bored  
moving slowly

## Green Zone

happy  
calm  
okay  
focused  
ready to learn

## Yellow Zone

frustrated  
worried  
silly  
excited  
loss of some contro

## Red Zone

angry  
mean  
terrified  
yelling/hitting  
out of control

I feel \_\_\_\_\_.

I am in the \_\_\_\_\_ zone.



Your child should be extremely familiar with the zones, we do it everyday in the classroom. We do a quick check in to see how everyone is feeling and what color zone they are in. We then talk about why we are feeling that way. Feel free to do this daily.

# MORNING MEETING

What's new with the weather?



Continue to watch the weather daily with the link below and fill out your weather sheets.

(I can't believe it snowed last week)

I have attached more sheets at the end of this PowerPoint, as well as emailing extra sheets, if you need/want to print more off.

<https://www.nbcconnecticut.com/weather/>

# MORNING MEETING

## Days of the Week

Today is

Yesterday was

Tomorrow will be

Saturday

Friday

Tuesday

Wednesday

Sunday

Thursday

Monday



Feel free to print this page off and write in the answers or you can just do it on the computer.



Today is

Day

Month

Date

Year

# MORNING MEETING

Continue to stay in the habit of writing the date!

Feel free to print this page off and write in the answers daily or you can just do it on the computer.



# CNN NEWS



Link to CNN:

<https://www.cnn.com/cnn10>

Continue to watch CNN News daily and answering questions about what you learned and what is happening! I have attached extra pages at the end of this PowerPoint, as well as emailing, if you need/want to print off more.

Name \_\_\_\_\_



# How to Clean Your Room

It is \_\_\_\_\_ to clean your room.

First \_\_\_\_\_

Then \_\_\_\_\_

Last \_\_\_\_\_

Cleaning your room is \_\_\_\_\_

A Planning Playtime product. © 2016 by Amy Nelson. All rights reserved.

LANGUAGE ARTS  
WRITING IDEAS:

HOW DO YOU CLEAN  
YOUR ROOM?

&

WHAT DO YOU THINK  
OF VEGETABLES?

Opinion Writing Name \_\_\_\_\_



# My Opinion About Vegetables

I \_\_\_\_\_ (do/do not) like vegetables. Let me tell you why.

Reason 1: \_\_\_\_\_

Reason 2: \_\_\_\_\_

Reason 3: \_\_\_\_\_

I think vegetables are \_\_\_\_\_

A Planning Playtime Product. © 2016 by Amy Nelson.



# MATH IDEAS

In C110 we do a lot of grocery shopping, and making sure we have enough money to buy certain items.





I have attached a few worksheets that require you to look at the price of certain items, add them together, and write down the total amount of money you will need to bring to the store.





Please do not hesitate to reach out to me with any questions, concerns, etc.









Add the two prices together to find out how much money to take to the discount store.





<p>1</p>  <p>Vitamins \$ <u>8.69</u></p>  <p>Cough Drops + \$ <u>2.89</u></p> <p>Total \$ _____</p>	<p>2</p>  <p>Paper Towels \$ <u>.75</u></p>  <p>Dog Food + \$ <u>.61</u></p> <p>Total \$ _____</p>
---	--

<p>3</p>  <p>Backpack \$ <u>8.00</u></p>  <p>Marker Pens + \$ <u>1.74</u></p> <p>Total \$ _____</p>	<p>4</p>  <p>Toilet Paper \$ <u>1.19</u></p>  <p>Light Bulbs + \$ <u>1.29</u></p> <p>Total \$ _____</p>
---	---











Add the two prices together to find out how much money to take to the discount store.

<p>1</p>  <p>Towel \$ <u>3.75</u></p>  <p>Lotion + \$ <u>2.75</u></p> <p>Total \$ _____</p>	<p>2</p>  <p>Deodorant \$ <u>1.49</u></p>  <p>Mouthwash + \$ <u>2.49</u></p> <p>Total \$ _____</p>
---	--

<p>3</p>  <p>Basketball \$ <u>12.75</u></p>  <p>T-shirt + \$ <u>7.75</u></p> <p>Total \$ _____</p>	<p>4</p>  <p>Watch \$ <u>9.88</u></p>  <p>Timer + \$ <u>2.95</u></p> <p>Total \$ _____</p>
--	--











Add the two prices together to find out how much money to take to the discount store.

1	 Towel	 Address Book
	$\$ 3.75$	$\$ 2.15$
	$+ = \$$ _____	
2	 Toothbrush	 Batteries
	$\$ 2.59$	$\$ 3.77$
	$+ = \$$ _____	
3	 Watch	 Drinking Glasses
	$\$ 9.88$	$\$ 5.99$
	$+ = \$$ _____	
4	 Film	 Light Bulbs
	$\$ 3.89$	$\$ 1.29$
	$+ = \$$ _____	



Add the two prices together to find out how much money to take to the discount store.

1	 Cough Drops	 Vitamins
	$\$ 2.89$	$\$ 8.69$
	$+ = \$$ _____	
2	 Timer	 Baking Dish
	$\$ 2.95$	$\$ 10.50$
	$+ = \$$ _____	
3	 Sweatshirt	 Laundry Detergent
	$\$ 8.25$	$\$ 3.19$
	$+ = \$$ _____	
4	 Lotion	 Deodorant
	$\$ 2.75$	$\$ 1.49$
	$+ = \$$ _____	

# NEWS 2 YOU

This weeks News 2 Article is called “Thanking Hospital Workers”

During this time that we are home with our families, there are a lot of people who are still going to work at the Hospital and are helping to keep everyone safe and healthy.

Read the article and complete the activities at the end. Like the previous weeks, I have attached some activities to complete on the following slides.



Feel free to do what you can and reach out to me for any assistance! 😊

I have emailed the article to you.

# Letter Home

Dear: \_\_\_\_\_

This week the title of the newspaper was . I learned about

places called . I had fun making a new recipe called .


I learned four new words:    .

My favorite part of the paper was the   .

From, \_\_\_\_\_




**Letter Home:**  
Choose a format  
that you would  
like to complete.  
I will be  
individually  
emailing all  
parents with  
additional ideas,  
help, etc.



# Letter Home


 Dear \_\_\_\_\_,

 This week the title of the newspaper was \_\_\_\_\_.

 The people in the news were \_\_\_\_\_.

 I learned about places called \_\_\_\_\_.

 We made \_\_\_\_\_.

 I learned four new words: \_\_\_\_\_,  
\_\_\_\_\_, \_\_\_\_\_,  
and \_\_\_\_\_.

 My favorite part of the paper was \_\_\_\_\_.

because \_\_\_\_\_.

 From, \_\_\_\_\_





# Vocabulary Words and Definitions

Name: \_\_\_\_\_

Read, practice and post these words on classroom word walls.

## Thanking Hospital Workers

Feel free to look over the Vocabulary words and Definitions. On the following slide I have provided worksheets to complete 😊

<p>hospital workers</p>  <p>People who work in hospitals</p>	<p>healthy</p>  <p>Free from injury or disease</p>
<p>hospital</p>  <p>A place where people go to be healed when they are sick or hurt</p>	<p>thank</p>  <p>To express gratitude</p>



# Word Definitions

Name: \_\_\_\_\_

Write your own definitions for the words.

hospital  
workers



---

---

---

healthy



---

---

---

hospital



---

---

---

thank



---

---

---

# Word Definitions

Name: \_\_\_\_\_

Match each picture/word card to its definition.



A place where people go to be healed when they are sick or hurt



Free from injury or disease





To express gratitude



People who work in hospitals

Word Definitions:  
Choose a format  
that you would  
like to complete.

I will be  
individually  
emailing all  
parents with  
additional ideas,  
help, etc.



## Sentence Completion

Name: \_\_\_\_\_

Choose a picture to complete the sentence.

1. Many people are  with the coronavirus.

2. Hospitals have many kinds of .

3. A clean  can help people be healthy.

4. Eating good food can help people be .

5. People can  hospital workers any time.



## Sentence Completion

Name: \_\_\_\_\_

Choose a word to complete the sentence.

1. Many people are  with the coronavirus.

2. Hospitals have many kinds of .


3. A clean  can help people be healthy.

4. Eating good food can help people be .

5. People can  hospital workers any time.




Sentence Completion:  
Choose a format that you would like to complete. I will be individually emailing all parents with additional ideas, help, etc.



# Write a Story

Name: \_\_\_\_\_

Use one, two or all of the following picture/word cards to write a sentence or a story.



---

---

---

---


# Write a Story

Name: \_\_\_\_\_

Use one, two or all of the following words to write a sentence or a story.



Write a Story  
Choose a format that you would like to complete.  
I will be individually emailing all parents with additional ideas, help, etc.



---

---

---

---

---

---

---

---

---










---

# Paragraph Completion

Name: \_\_\_\_\_

Choose the correct picture/word cards to complete the paragraph.

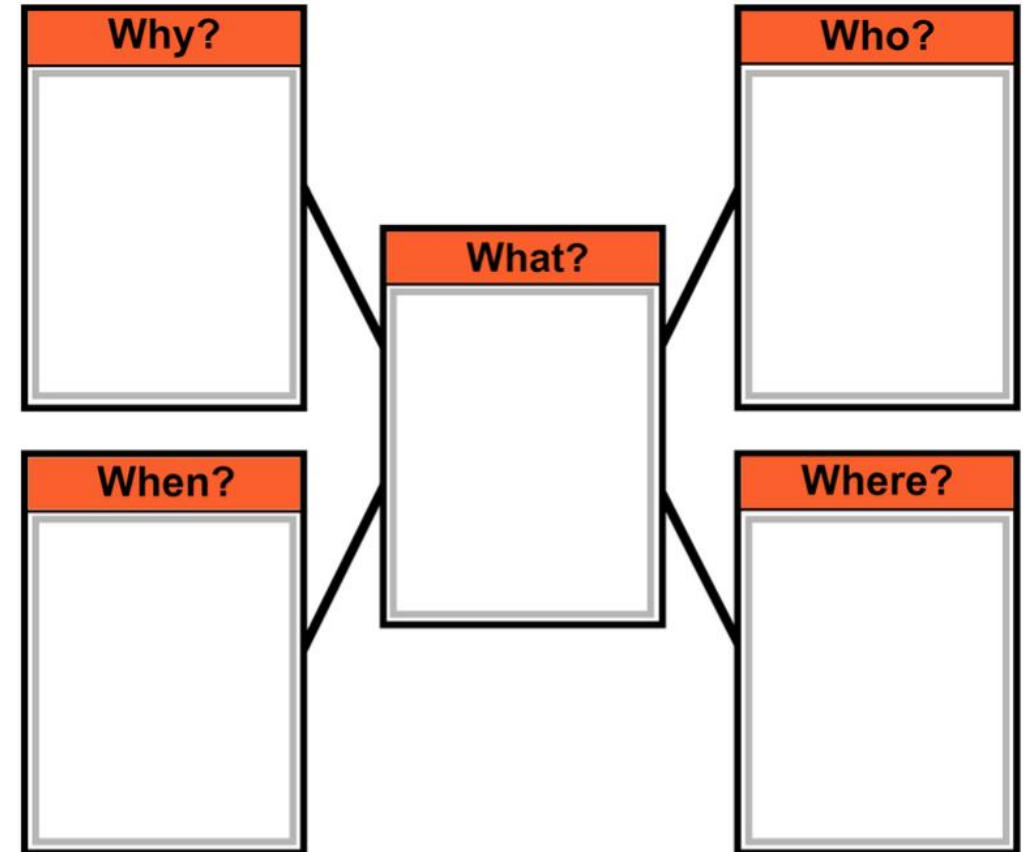
Hospital workers work in  . A Hospital  
 worker may be a  or a nurse. Hospital workers  
 include  and cafeteria workers too. All hospital  
 workers are  ! Many hospital workers are very  
 now! They are helping   
 people become  . Many people are thanking  
 . How can you  a  
 hospital worker?

hospital workers 	important 	sick 
busy 	hospitals 	thank 
janitors 	healthy 	doctor 






# Webbing

Name: \_\_\_\_\_

Choose a picture/word card to fill in each part of the web.



Fill in the  
 paragraph  
 and  
 webbing  
 activities!

now 	Thanking Hospital Workers 	hospitals 	hospital workers 	helping people 
--	--	--	--	--

# Write the Word

Name: \_\_\_\_\_

Trace the letters.

nurse



nurse

janitor



janitor

hospital



hospital

thank



thank

Practice tracing  
the words and  
then write them on  
your own.

# Color and Label

Name: \_\_\_\_\_

1. Color the pictures.
2. Place the labels in the spaces above the correct pictures.



hospital	card	nurse
----------	------	-------




# FUN ACTIVITIES TO TRY

## Maze

Help the doctor go to the hospital.

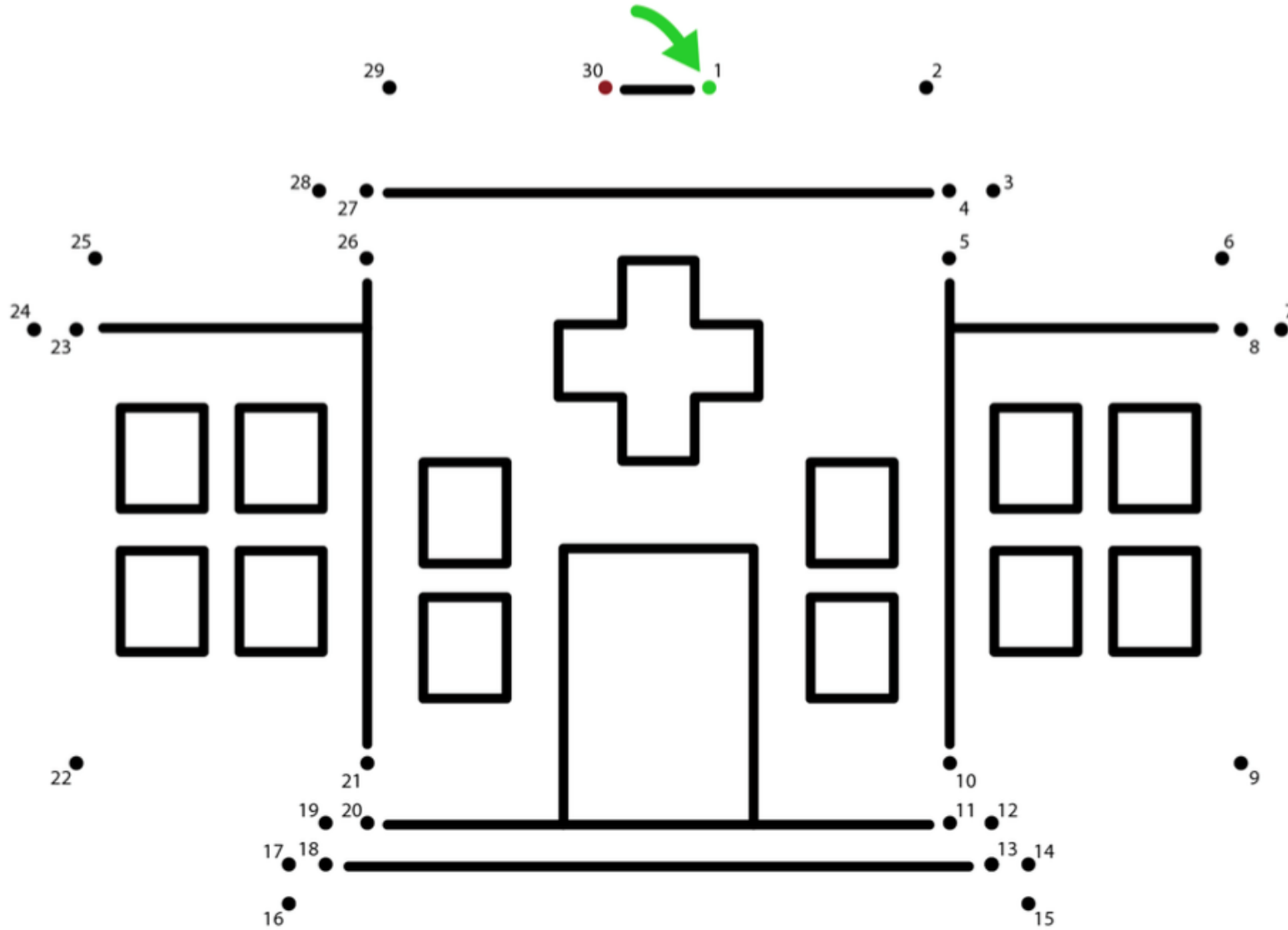
Name: \_\_\_\_\_



# Dot-to-Dot

Name: \_\_\_\_\_

Count by 1s. What is this? \_\_\_\_\_



FUN  
ACTIVITIES  
TO TRY

# HEALTH AND FITNESS

1. Do a Freeze dance. Dance to your favorite song and make sure you freeze when the music goes off!

2. Do this Mindfulness Cosmic Kids breathing video


<https://www.youtube.com/watch?v=xUUq0HuSLS0>



# CLEANING/CHORES

This week has to do with outside chores.


1. Help pick up sticks
2. Pull weeds
3. Water the plants if you have some
4. Sweep patio/driveway
5. Rake the leaves
6. Wipe down outside furniture, toys, etc.



# COOKING/BUSINESS CREW

This weeks recipe is healthy pepper pizzas! This also goes along with our News 2 You article.

If you do not have all of the ingredients that's ok! Help cook another meal and send me pictures.




# Recipe Ingredients

Name: \_\_\_\_\_

Check for recipe ingredients before cooking! Place symbols in the have column if the ingredients are in your kitchen. If you need to buy ingredients, place the symbols in the need column.

Recipe Name: Healthy Pepper Pizzas

4 sweet yellow peppers,  
halved and cored



cooking spray



½ C pizza sauce



2 C shredded  
mozzarella cheese



½ C mini  
pepperoni slices



dried Italian  
seasoning



have:



<input type="checkbox"/>	<input type="checkbox"/>
--------------------------	--------------------------

need:



<input type="checkbox"/>	<input type="checkbox"/>
--------------------------	--------------------------

<input type="checkbox"/>	<input type="checkbox"/>
--------------------------	--------------------------

<input type="checkbox"/>	<input type="checkbox"/>
--------------------------	--------------------------

<input type="checkbox"/>	<input type="checkbox"/>
--------------------------	--------------------------

<input type="checkbox"/>	<input type="checkbox"/>
--------------------------	--------------------------

Check your kitchen to see what ingredients you have!

If you don't have all of the ingredients, what do you need?




Feel free to send me your colorful healthy pizza





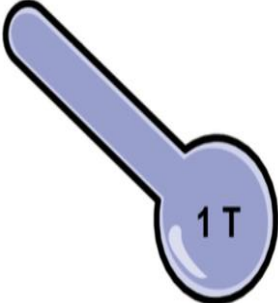
## Cooking Vocabulary Words

Read, practice and post these words on classroom or kitchen word walls.

<p>yellow peppers</p> 	<p>cooking spray</p> 
<p>pizza sauce</p> 	<p>shredded mozzarella cheese</p> 



## Cooking Vocabulary Words

Read, practice and post these words on classroom or kitchen word walls.

<p>mini pepperoni slices</p> 	<p>dried Italian seasoning</p> 
<p>baking sheet</p> 	<p>tablespoon</p> 

## Cooking Vocabulary Words

Read, practice and post these words on classroom or kitchen word walls.

<p>measuring cup</p> 	<p>Healthy Pepper Pizzas</p> 
--	--

Feel free to answer  
the Recipe Review.

I am curious to  
know how you liked  
it...

If you werent able  
to make this recipe  
but helped cook  
another recipe..you  
can let me know  
how you liked that  
as well.


## Recipe Review

Share your opinions about the recipe. Fill in the blanks. Circle your answers.


Recipe: \_\_\_\_\_

Reviewed by: \_\_\_\_\_

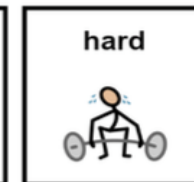


What was in it?





How did it taste?



How was it to  
make?



Do you think it  
was healthy?





## CHEMICAL CHANGE IN APPLES

### Introduction

Many hospital workers are very busy now. They are helping many sick people feel better. Many people are thanking hospital workers for their work. Hospital workers include cafeteria workers who cook food in hospitals. Eating good, nutritious food can help people become healthy. Good food include fruits such as apples.

An apple has a skin on the outside that may be red, yellow or green. The skin protects the inside of the apple, which is soft and white or light yellow. Once the skin of an apple is cut, the inside of an apple usually starts to turn brown. This is a chemical reaction that happens when the inside of the apple is exposed to oxygen. The oxygen reacts with a material in the apple, turning the inside brown. This material is called an enzyme.

In this experiment, students can put different materials onto apple pieces to try to stop or slow down the browning of the inside of the apple. The students will add nothing to one of the apple pieces. This will be the control that they compare others to.

To extend the experiment, students can put apple pieces into other substances, like lemon-lime soda, milk or vinegar, following the same steps to see how the apple reacts.






## SENSORY/CREATIVITY IDEAS

This ties into our “News 2 You” article about Thanking Hospital Workers. I have attached in the following slides the steps to complete this fun experiment.

Let me know if you try 😊




### What We Know:

- Cafeteria workers cook food in hospitals. 
- They may cook with fruit, like apples. 
- Apples are white or light yellow on the inside. 
- When an apple is cut, a chemical change can start. 
- The inside of the apple can start to turn brown. 







### Step 1: Ask a Question

- What works best to stop an apple from turning brown? 



### Step 2: Make a Guess / Hypothesis

I think...

water 	salt 	lemon juice 	nothing 
---	---	--	--



### Need:

apple, freshly quartered 	4 small bowls 	water 	Label Page, cut apart (page 61) 	salt 
lemon juice 	4 toothpicks 	crayons 	Apple Changes Page (page 62) 	



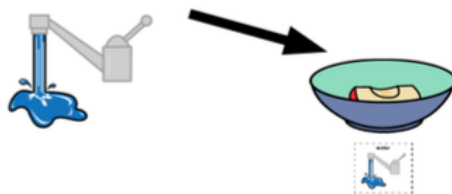


### Step 3: Do an Experiment

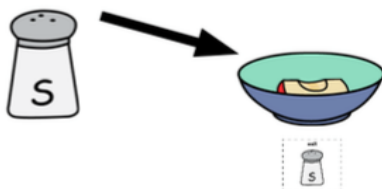
1. Put one apple piece into each bowl.



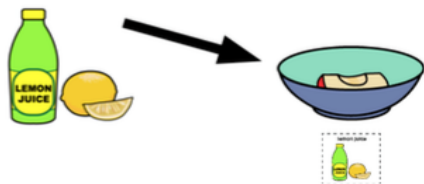
2. Put water into one bowl, covering apple. Put water label in front of bowl.



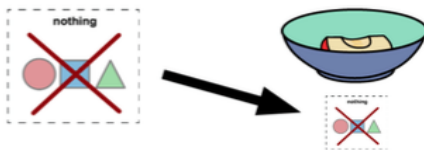
3. Put salt into another bowl, onto apple. Put salt label in front of bowl.



4. Put lemon juice into another bowl, covering apple. Put lemon juice label in front of bowl.



5. Put nothing label in front of last bowl.



### Step 3: Do an Experiment

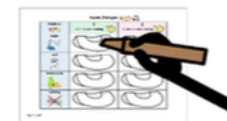
6. Wait five minutes.



7. Use toothpicks to remove each apple piece and put near matching label.



8. Color apple pictures in column 1 of Apple Changes Page to match color of apple pieces.















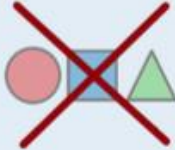


9. Wait 15 minutes. Color apple pictures in column 2.



10. Compare apple pictures.




# Apple Changes Page

<b>Apple in:</b> 	<b>1</b> <b>5 Minutes After Soaking</b> 	<b>2</b> <b>15 Minutes After Soaking</b> 
<b>water</b> 		
<b>salt</b> 		
<b>lemon juice</b> 		
<b>nothing</b> 		



Answer the  
questions: How did  
the experiment  
go?

 Step 5: Find the Conclusion


1. Did all apple pieces look the same after the experiment?

yes



no



2. What worked best to stop the apple from turning brown? 

water



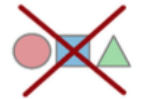
salt




lemon juice



nothing



3. Was your guess correct? 

yes



no



**??** Questions for Class Discussion

- Which apple piece do you think would taste best? Why?
- What else could you use to try to stop an apple from browning?
- What kind of fruit is your favorite? Why?



## THANK-YOU CARD



### Introduction



This week's newspaper is about thanking hospital workers. Hospital workers include doctors, nurses, therapists, aides, pharmacists, janitors and cafeteria workers. Hospital workers are busy now helping people who are sick with the coronavirus. People can thank hospital workers anytime, but a good time to thank them is during National Hospital Week, May 10-16. For this craft, students can make cards to thank hospital workers!

To prepare for this craft, you will need to make copies of the Heart Page, page 71. This page should be printed onto white or light-colored cardstock. Each student will need one heart shape cut out from this page. You can cut out the hearts for students or have students cut out the hearts.

During this craft, students will use poster putty to hold the heart shapes onto the fronts of their cards while they paint. Students will remove the heart shapes after they paint the fronts of their cards and the paint has dried. Using poster putty will allow students to remove the heart shapes without tearing the cardstock underneath. If you do not have access to poster putty, you can use a glue stick to apply a small amount of glue to the backs of the heart shapes.





Students will paint their cards with cotton balls. Students will use clothes pins to grab and hold the cotton balls. The jumbo-sized cotton balls will work best as they are easier to grab. You may need to assist students with this. Students will dip the cotton balls into paint and then dab the paint onto the cardstock. Students will need a different cotton ball for each paint color.

When cards are done, you can mail them to a local hospital to distribute to their workers. Alternately, if students know any hospital workers personally, they may want to mail their cards directly to those workers.

Art Ideas!  
Ties into our  
"Thanking  
Hospital  
Workers"  
Feel free to do  
this fun activity.  
I have attached  
the Heart  
template in the  
following slides.



### What We Know:

- Hospital workers are busy helping people who are sick with the coronavirus. 
- Hospital workers include doctors, nurses, janitors and cafeteria workers. 
- A good time to thank hospital workers is National Hospital Week. 
- National Hospital Week is May 10-16 in 2020. 



### What We Can Do:

- We can make thank-you cards for hospital workers. 
- We can send the cards to hospital workers during National Hospital Week. 



### Need for Each:

8½-in x 11-in piece  
white or light-colored  
cardstock



heart shape cut from  
Heart Page  
(See Introduction)



small pieces of  
poster putty



clothes pin



3 jumbo  
cotton balls



3 colors  
acrylic paint on  
foam plate



black marker



glue stick



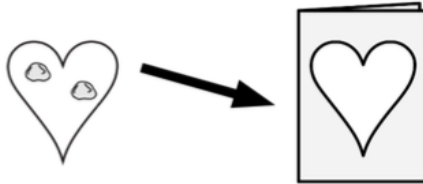


## Activity Steps

1. Fold cardstock in half.



2. Use poster putty to stick heart shape onto front of card.



3. Use clothes pin to pick up cotton ball.



4. Dip cotton ball into one paint color.



5. Dab paint onto front of card, including heart.



## Activity Steps


6. Repeat steps 3-5 with new cotton balls and different paint colors. Let dry.



7. Remove heart and poster putty. Write "Thank You" in space where heart was.



8. Glue painted heart shape onto inside of card.





9. Write your name or short message inside card.



10. Mail card to hospital worker.



# Heart Page



## WEEKLY FUN ACTIVITY

For this week, are are going to be traveling to the Boston Children's Museum. I have attached a link that provides a Virtual Tour throughout the museum with LOTS to see! Let me know what you saw and what you thought was cool, interesting or fun!

When you click on the link there are three different virtual tours (Each floor has their own to click on)

Link: <https://www.bostonchildrensmuseum.org/museum-virtual-tour>

# WHAT HAVE YOU BEEN DOING THIS WEEK?

Continue to keep sending picture updates and I will continue to add at the end of our PowerPoints.

I am SO proud of what you all have been doing. Keep up the awesome work!!!

I attached some picture updates of my plants 😊





Ready to  
move  
outside  
soon!







My dog Reese  
likes to guard  
the plants :)

# EXTRA RESOURCES PROVIDED IN THE FOLLOWING SLIDES ( I HAVE ALSO EMAILED THEM)

## These include:

- \*Daily buzz
- \*Grooming checklist
- \*Weather sheet
- \*CNN sheet
- \*Questions to ask



# Daily Buzz



Let me tell you about my day.

For lunch I had \_\_\_\_\_.

It was \_\_\_\_\_.

A job I did today was \_\_\_\_\_.

It was \_\_\_\_\_.

One other thing I did today was \_\_\_\_\_.

It was \_\_\_\_\_.






My day was \_\_\_\_\_.



# Grooming Check



Name: \_\_\_\_\_ Week of: \_\_\_\_\_

Do I have...	Monday	Tuesday	Wednesday	Thursday	Friday
1. ...a clean face? 					
2. ...brushed hair? 					
3. ...brushed teeth? 					
4. ...deodorant on? 					
5. ...clean clothes? 					
Supervisor Approval (initials):					



# Weather



Today



Today's weather will be \_\_\_\_\_.

The temperature will be \_\_\_\_\_ degrees.

It will feel \_\_\_\_\_ outside.

You (will) (will not) need a coat today.

You (will) (will not) need an umbrella today.

Tomorrow



Tomorrow's weather will be \_\_\_\_\_.

The temperature will be \_\_\_\_\_ degrees.

It will feel \_\_\_\_\_ outside.

You (will) (will not) need a coat tomorrow.

You (will) (will not) need an umbrella tomorrow.





What is the news about?

---




Who is the news about?

---



Where did the news happen?

---



This is something I learned from the news...

---

---

---

---

